

Benvenuti

in PRIMA

**PROGETTO
CONTINUITÀ
CON LA SCUOLA
DELL'INFANZIA**

PREGRAFISMI

PREREQUISITI

A SCUOLA CON FRED!



MI CHIAMO FRED E SONO UN CAGNOLINO
TUTTO PEPE. INSIEME CI DIVERTIREMO UN
MONDO!






IL PESCIOLINO PALLINO

▶ ASCOLTA L'INSEGNANTE, RIPASSA I TRATTEGGI E COLORA.

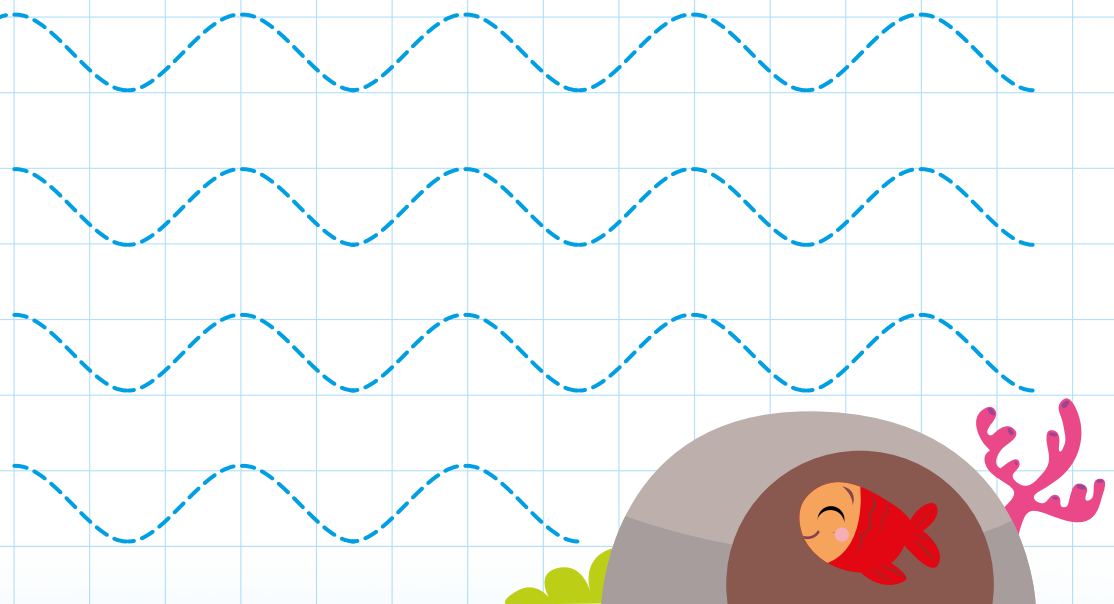
LEGGE
L'INSEGNANTE

IL PESCIOLINO PALLINO OGNI MATTINA SI DIVERTE A NUOTARE TRA LE ONDE DEL MARE CON I SUOI COMPAGNI.






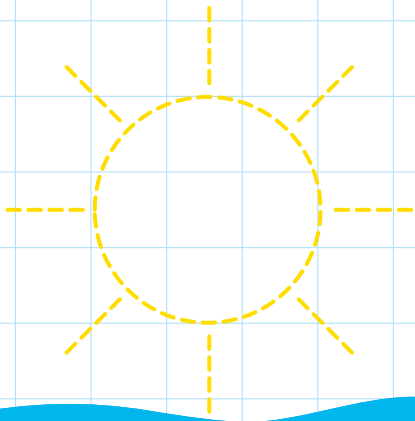
LEGGE
L'INSEGNANTE

SE ARRIVA POLPO GIOCANO A NASCONDINO. POLPO NON TROVA MAI PALLINO COSÌ SI ARRABBIA E SOLLEVA UNA MONTAGNA DI SPRUZZI.



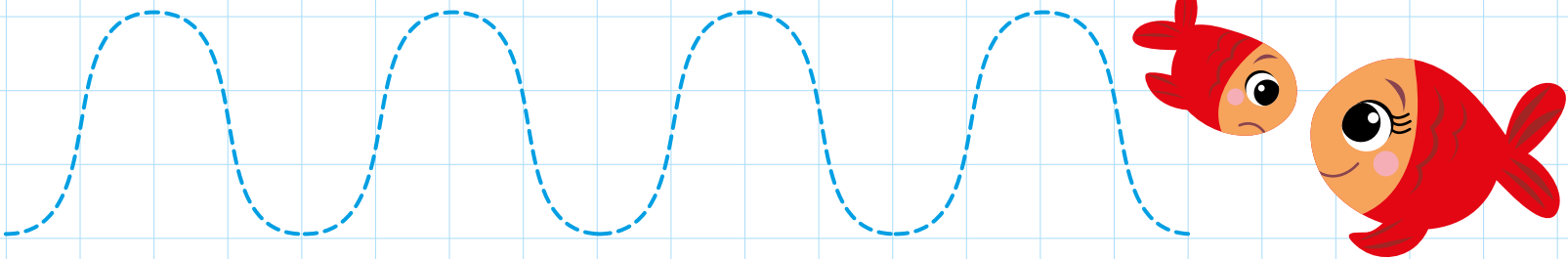
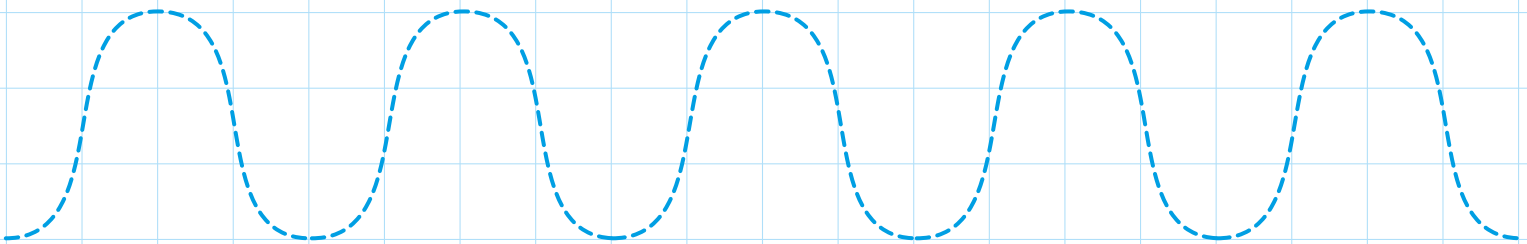
LEGGE
L'INSEGNANTE

UN GIORNO PALLINO, NUOTANDO A PELO D'ACQUA,
SCOPRÌ IL SOLE E I GABBIANI CHE VOLAVANO NEL CIELO.



LEGGE
L'INSEGNANTE

A UN TRATTO SI SOLLEVÒ UN VENTO FORTE E LE ONDE DIVENTARONO
MOLTO GRANDI. PALLINO RAGGIUNSE SUBITO LA SUA MAMMA TUTTO
TREMANTE PER LO SPAVENTO.



DOMANDE DI COMPrensIONE

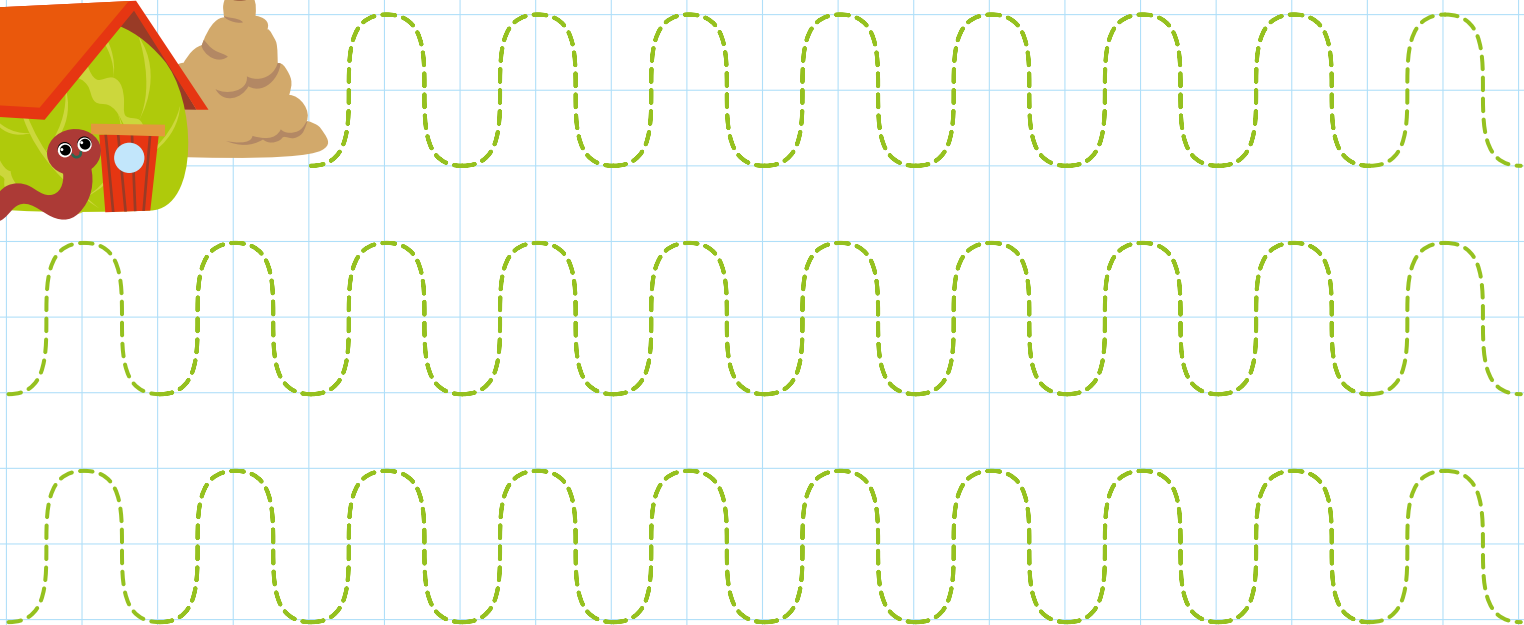

- › Cosa faceva ogni giorno il pesciolino Pallino con i suoi compagni?
- › Come si divertivano se arrivava Polpo?
- › Perché Polpo si arrabbiava?
- › Cosa scoprì Pallino nuotando in superficie?
- › Cosa successe a un tratto?
- › Cosa fece Pallino?

IL BRUCO CESARE

▶ ASCOLTA L'INSEGNANTE, POI RIPASSA I TRATTEGGI.

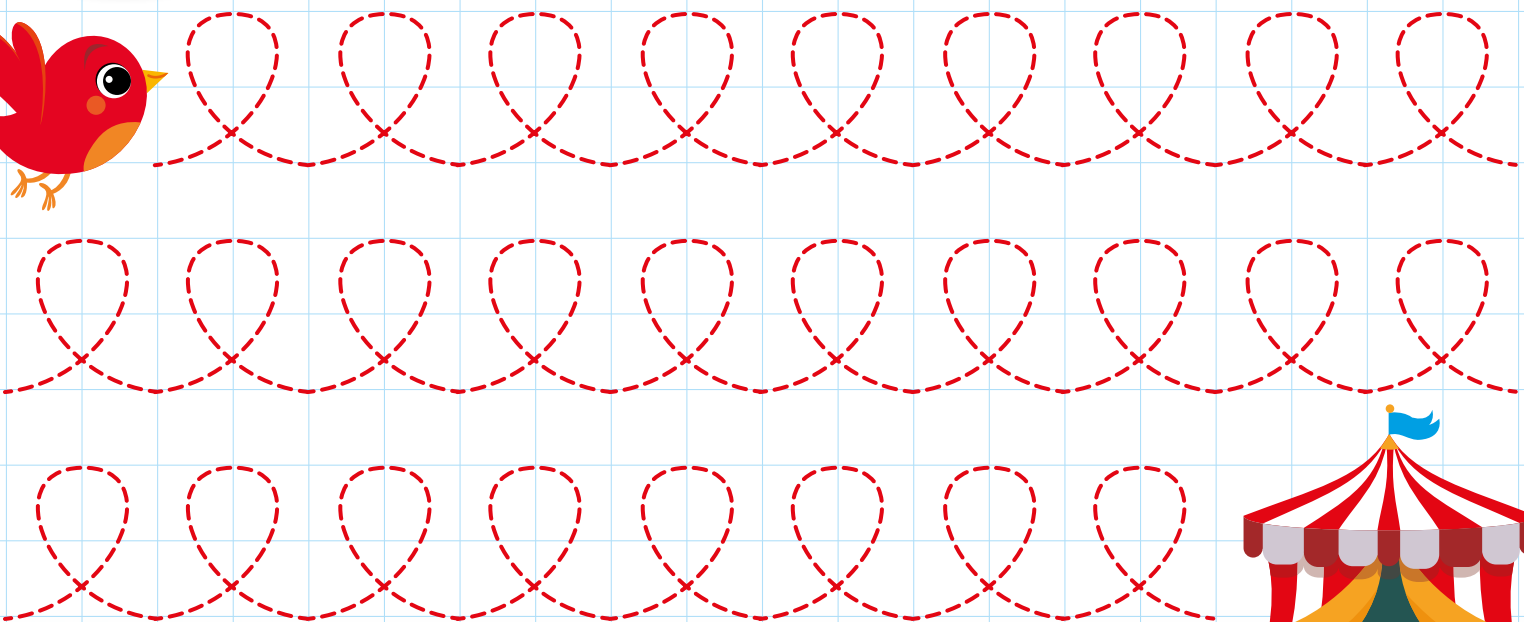

LEGGE
L'INSEGNANTE

IL BRUCO CESARE VIVE FELICE IN UN CESPO DI INSALATA VICINO ALLA CASA DELLA FORMICA CAMILLA.



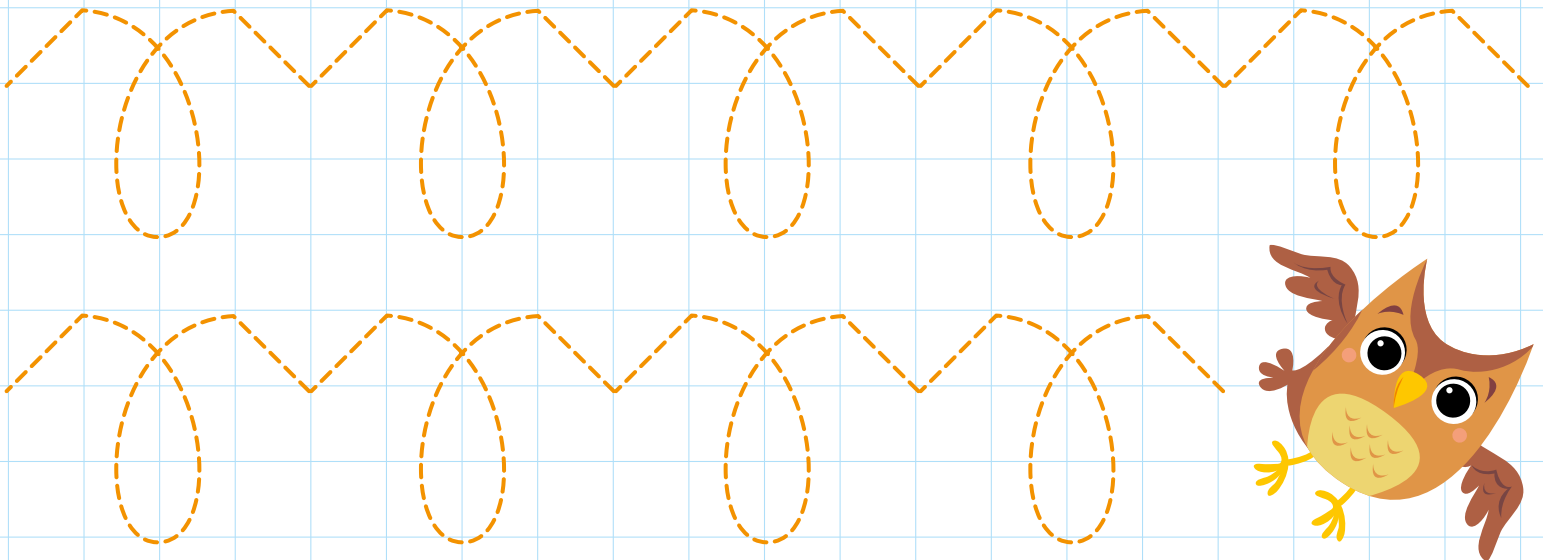
LEGGE
L'INSEGNANTE

UN GIORNO L'UCCELLINO CIRO PORTA UNA BELLA NOTIZIA: – IN CITTÀ È ARRIVATO IL CIRCO! – ESCLAMA CON IL CUORE GONFIO DI GIOIA.



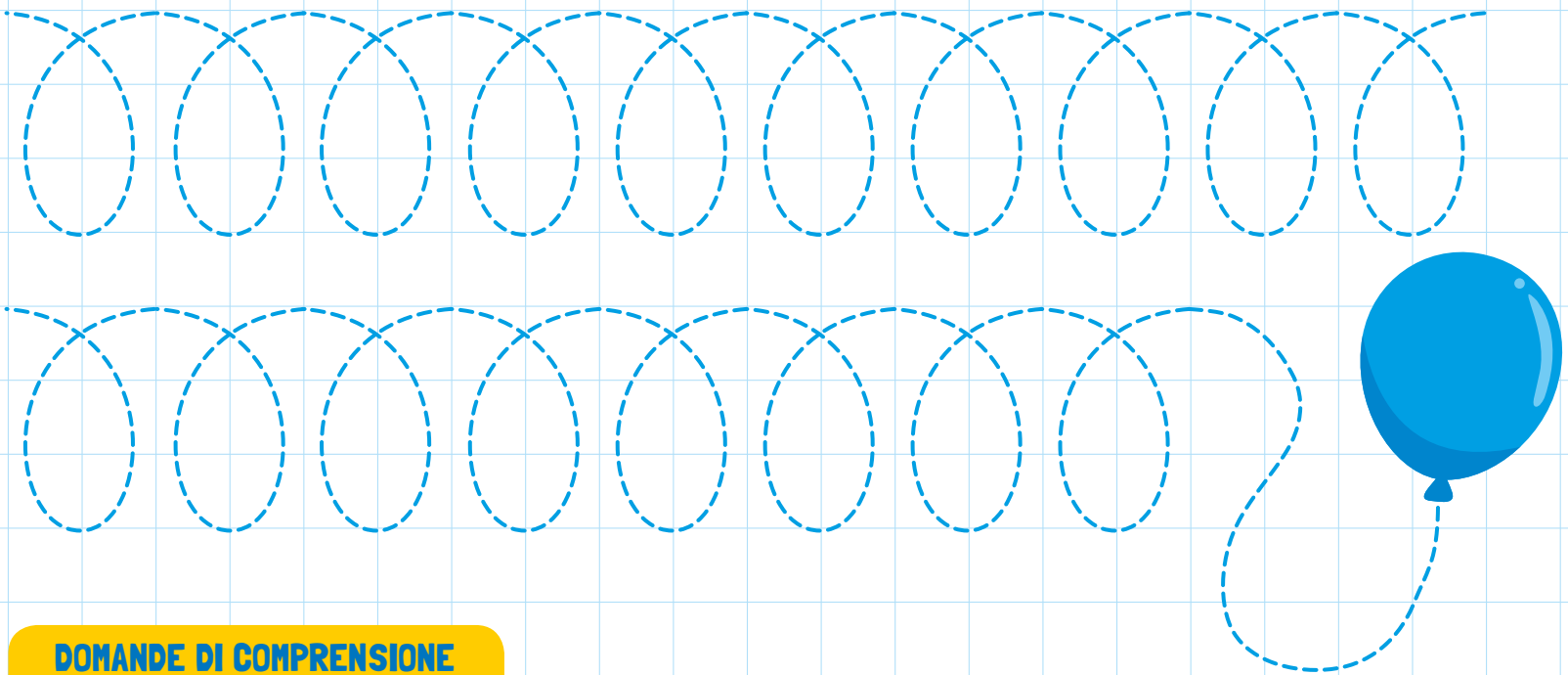
LEGGE
L'INSEGNANTE

CESARE CORRE A VEDERE LE CIVETTE ACROBATE, IL CONCERTO DELLE CICALI E A COMPERARE UN PALLONCINO CELESTE.



LEGGE
L'INSEGNANTE

IL BRUCO CESARE TORNA DAL CIRCO MOLTO CONTENTO MA, MENTRE VA DALLA FORMICA CAMILLA A MOSTRARLE IL SUO PALLONCINO, SENTE UNA VOCE TRISTE: – HO PAURA, – SI LAMENTA IL PALLONCINO – VOGLIO VOLARE NEL CIELO! – IL BRUCO CESARE LO ACCONTENTA SUBITO.



DOMANDE DI COMPrensIONE

- › Dove vive il bruco Cesare?
- › Quale notizia porta un giorno l'uccellino Ciro?
- › Dove va il bruco Cesare?
- › Cosa compra?
- › Cosa gli dice il palloncino mentre va dalla formica Camilla?

GIOCHIAMO CON LA STORIA

- ▶ CON L'AIUTO DELL'INSEGNANTE E DEI COMPAGNI DI CLASSE DIVERTITI A COMPLETARE LA STORIA ILLUSTRANDOLA NEI RIQUADRI.

PRIMA

CHI INCONTRERÀ IL PALLONCINO
VOLANDO NEL CIELO?

DOPO

COSA SUCCEDERÀ POI?

TUTTI IN PALESTRA

► RAPPRESENTA CON IL CORPO LA STORIA DEL BRUCO CESARE.

IL BRUCO CESARE VIVE FELICE IN UN CESPO DI INSALATA VICINO ALLA CASA DELLA FORMICA CAMILLA.

UN GIORNO L'UCCELLINO CIRO PORTA LA BELLA NOTIZIA DELL'ARRIVO DEL CIRCO IN CITTÀ.

CESARE CORRE A VEDERE LE CIVETTE ACROBATE, IL CONCERTO DELLE CICALI E A COMPERARE UN PALLONCINO CELESTE.

CESARE TORNA DAL CIRCO MOLTO CONTENTO MA, MENTRE VA DALLA FORMICA CAMILLA A MOSTRARLE IL SUO PALLONCINO, SENTE UNA VOCE TRISTE. IL PALLONCINO SPAVENTATO GLI DICE CHE VUOLE VOLARE NEL CIELO. IL BRUCO CESARE LO ACCONTENTA SUBITO.



I bambini si siedono sul pavimento, piegano le gambe, poggiano la testa sulle ginocchia e incrociano le braccia intorno alle gambe.


I bambini muovono le braccia verso l'esterno imitando il volo dell'uccellino Ciro.

I bambini corrono per la palestra. A un segnale dell'insegnante si fermano e imitano i gesti di un direttore d'orchestra. Poi fingono di muovere un palloncino.

I bambini incominciano a saltellare e a muovere il palloncino. A un segnale dell'insegnante lo lasciano volare.

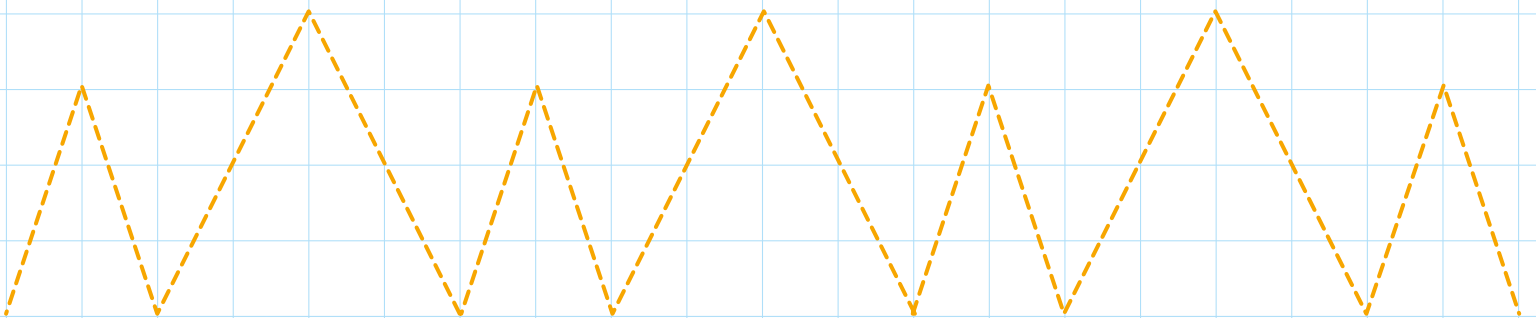
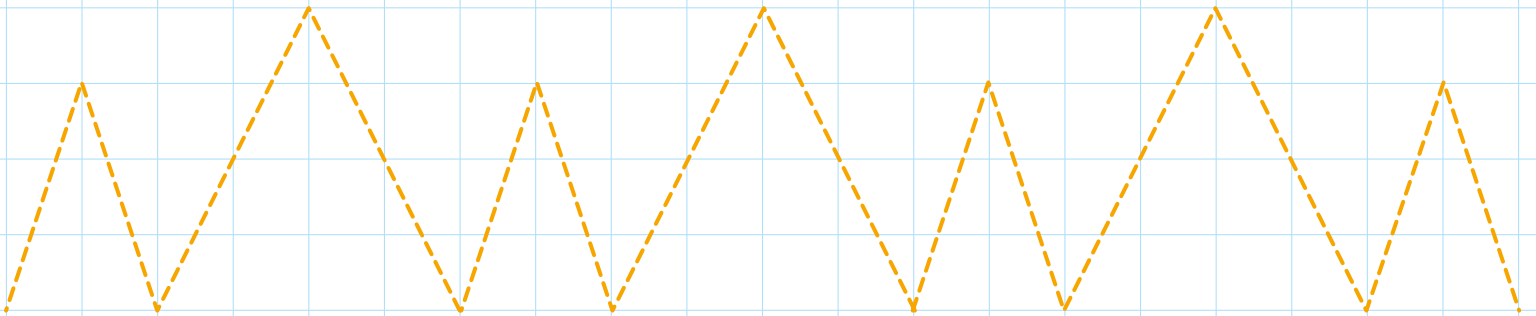
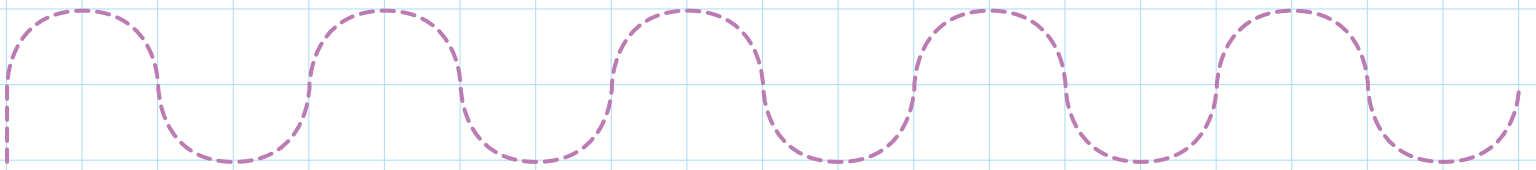
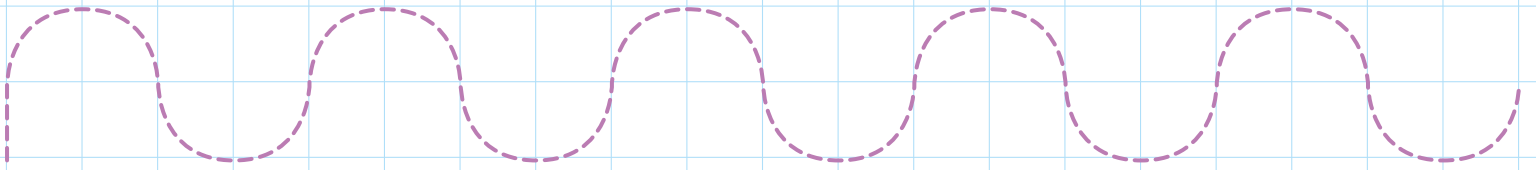
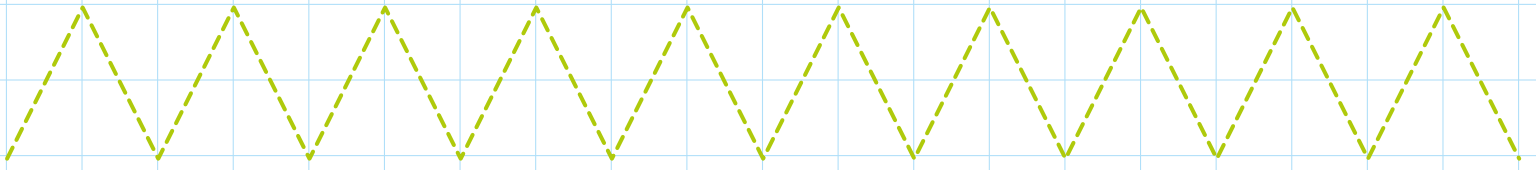
NUVOLETTE E PIOGGERELLA

▶ RIPASSA I TRATTEGGI.



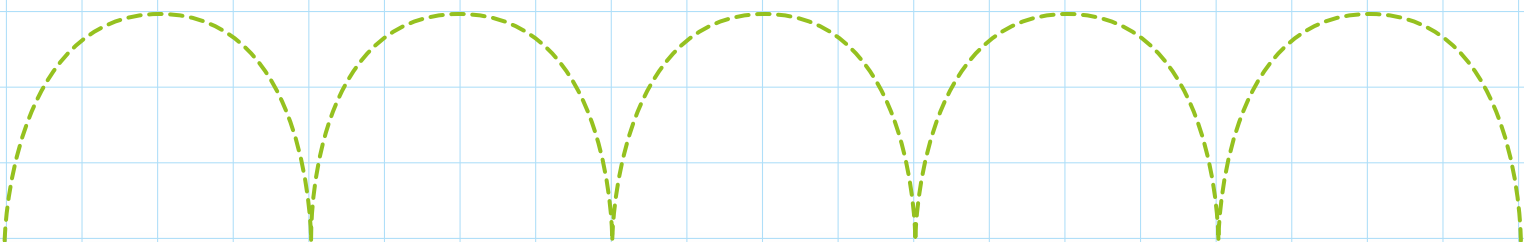
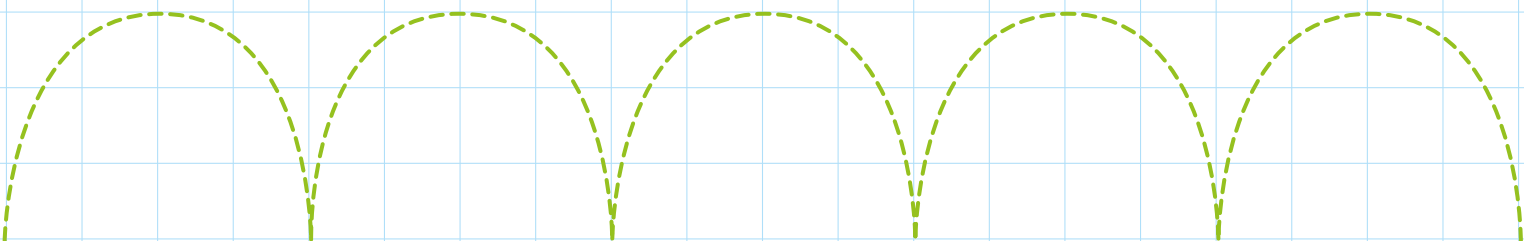


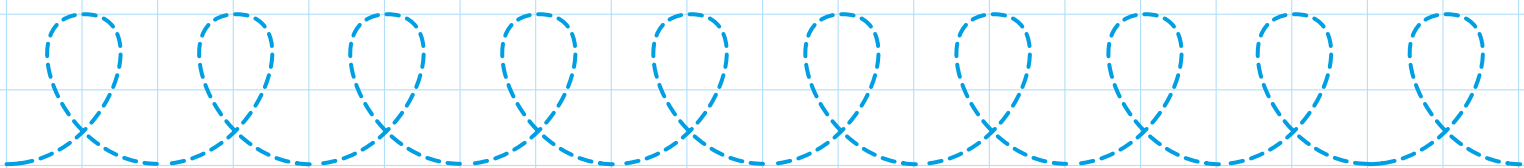
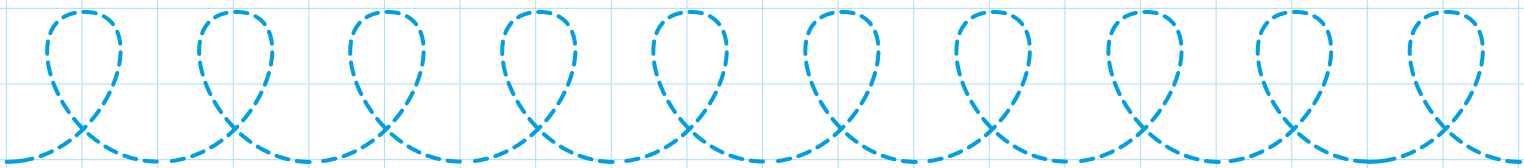
QUANTE LINEE!

► RIPASSA I TRATTEGGI.























GIRAVOLTE E CAPRIOLE

▶ RIPASSA I TRATTEGGI.



▶ RIPASSA LE FORME.



CON FRED AL LUNA PARK...

▶ RIPASSA I TRATTEGGI E COLORA.

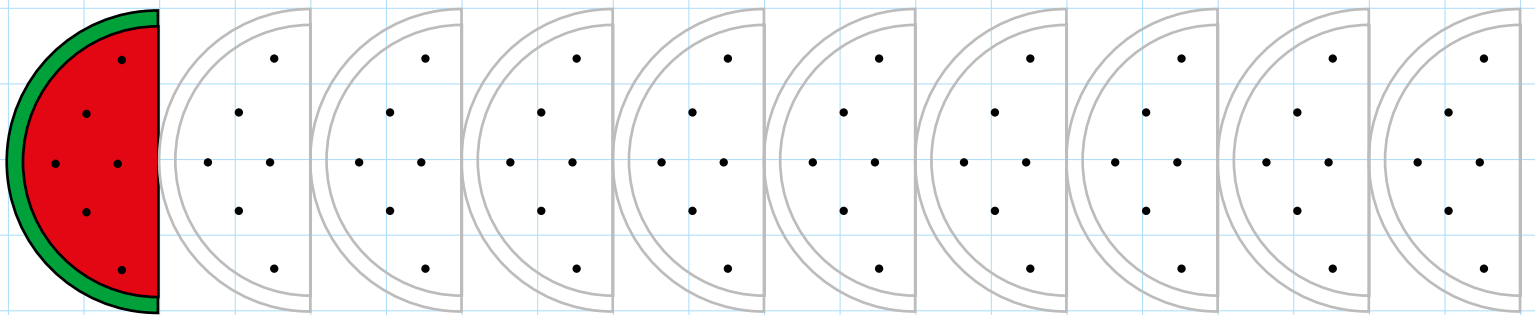
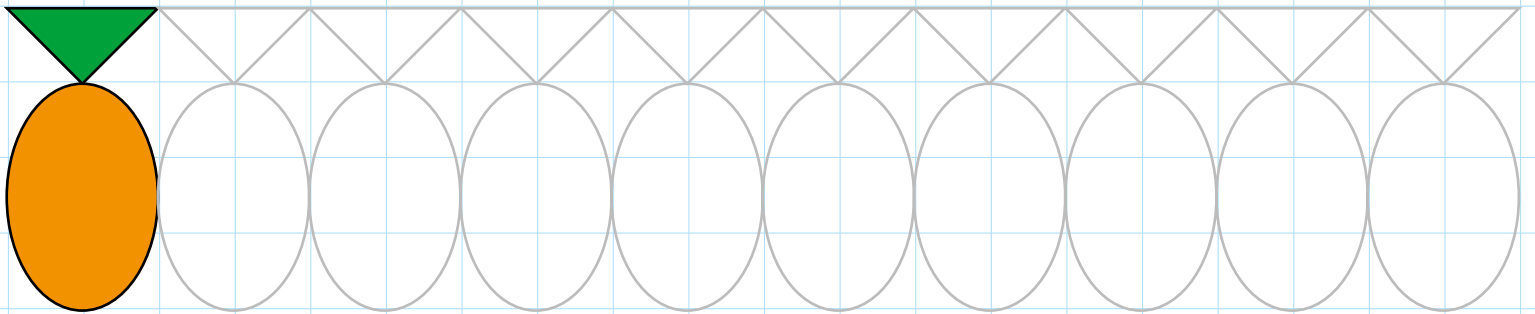
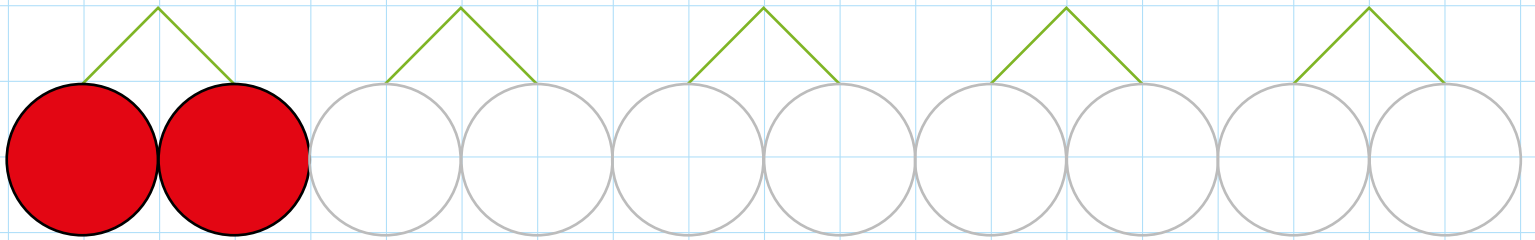

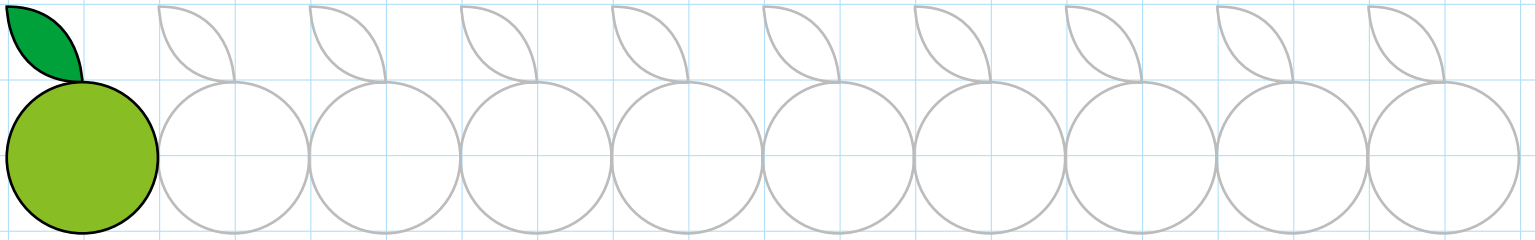


... E IN PISCINA



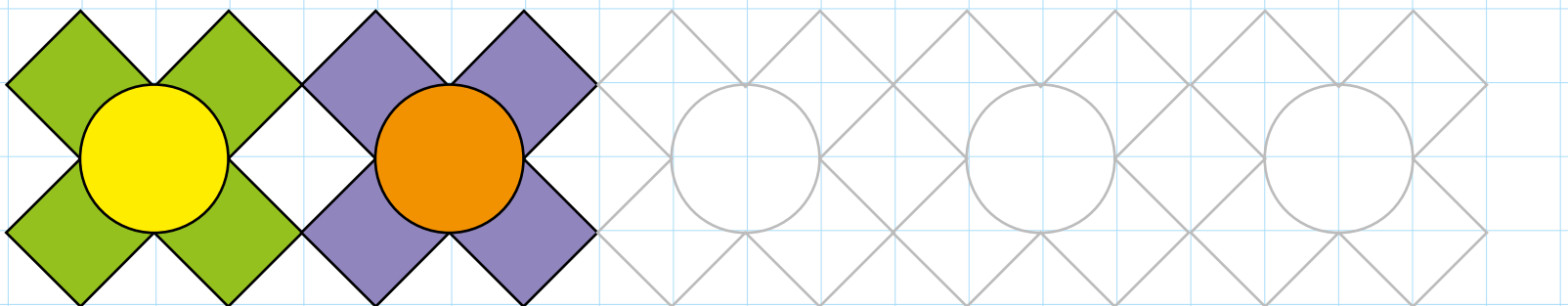

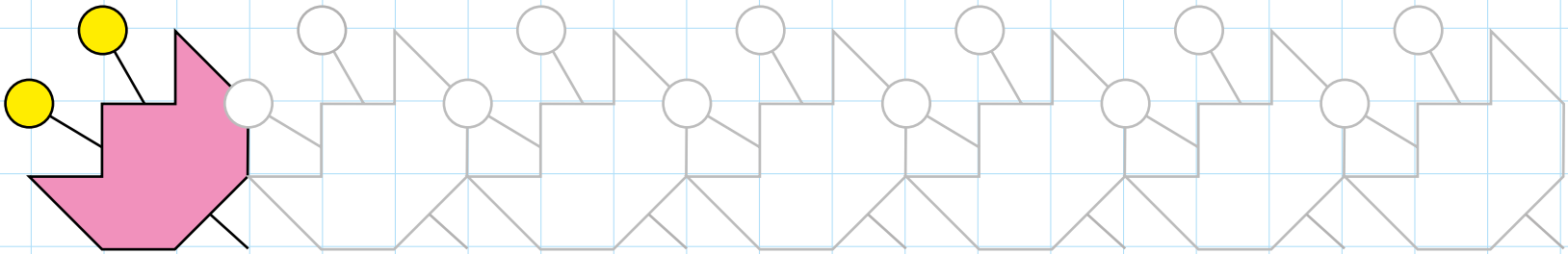
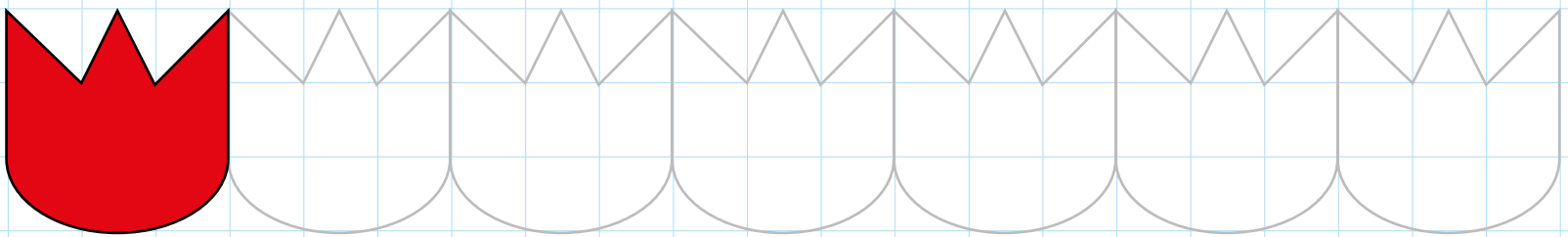
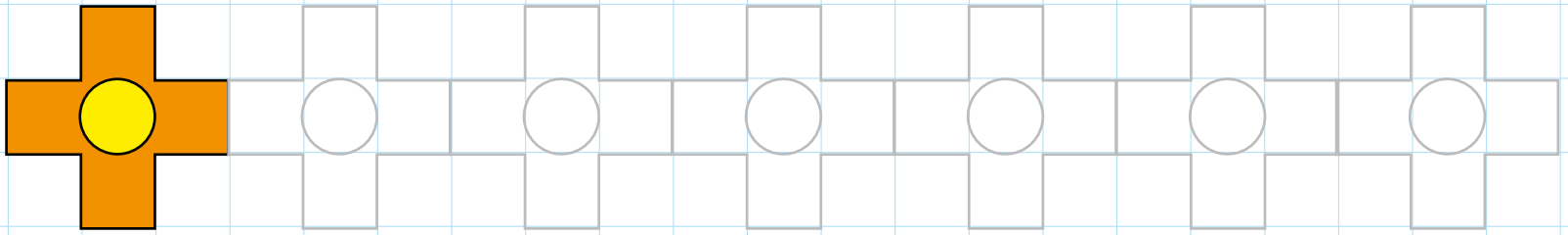
CORNICETTE DI FRUTTI

▶ RIPASSA E COLORA.




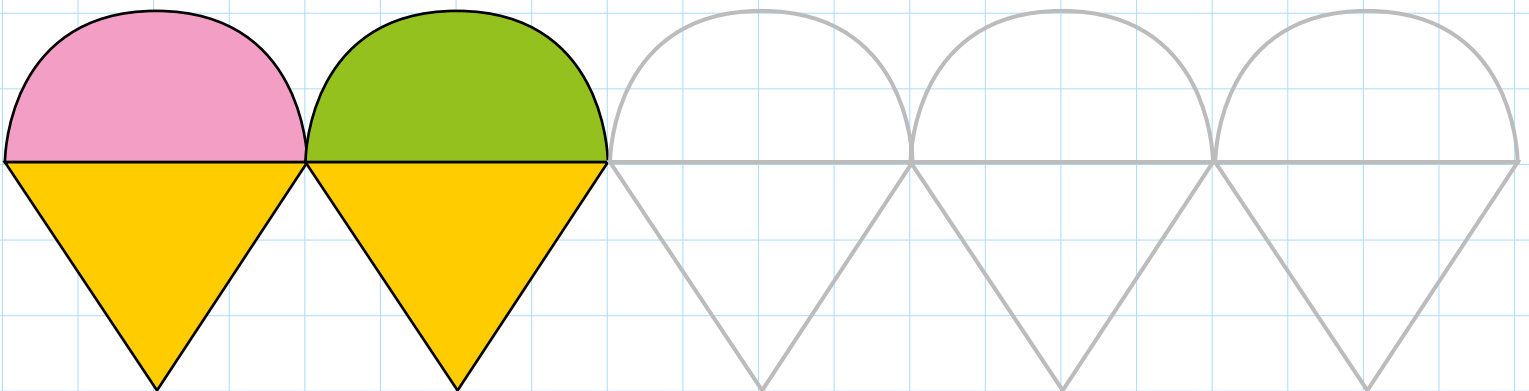
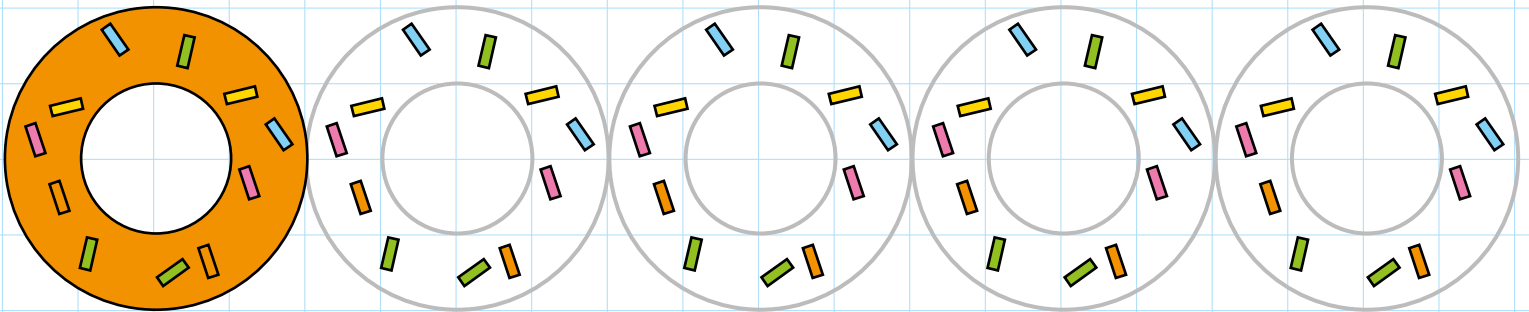

CORNICETTE DI FIORI

▶ RIPASSA E COLORA.























CORNICETTE GOLOSE

▶ RIPASSA E COLORA.



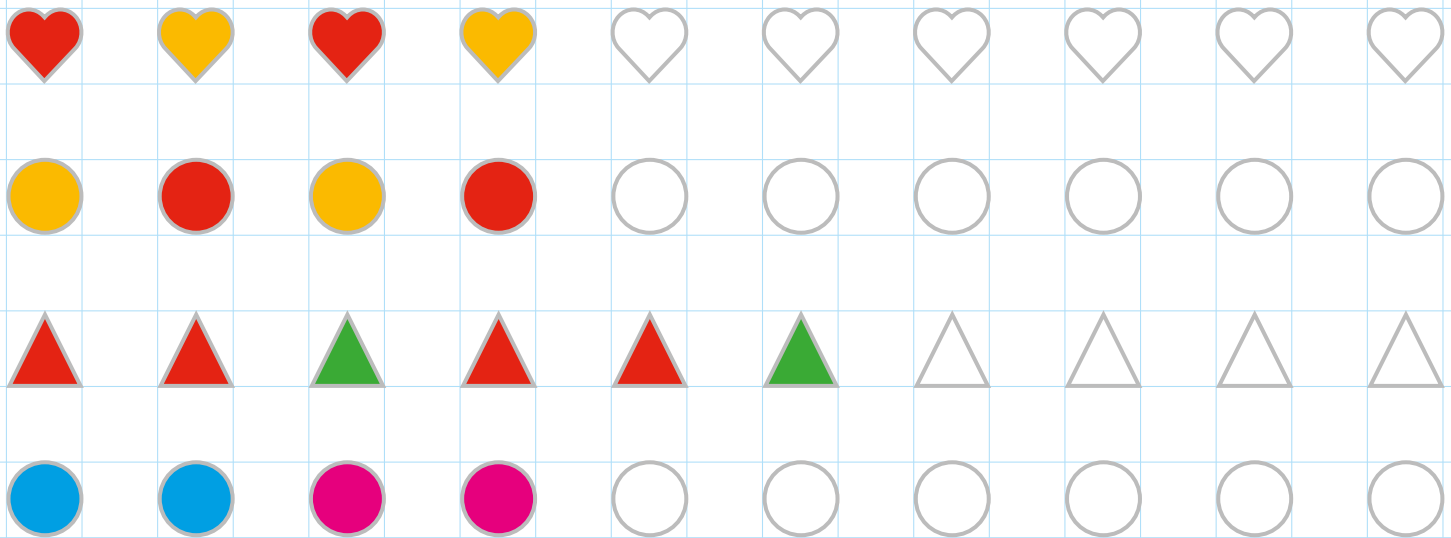
CORNICETTE ALLEGRE

▶ RIPASSA E COLORA.




A TUTTO RITMO!

























































































































▶ COMPLETA I RITMI DI COLORE.

















































































































▶ CONTINUA TU A DISEGNARE. POI COLORA.



▶ COMPLETA I RITMI DI COLORE.


▶ COMPLETA I RITMI DI COLORE.


PRIMA E DOPO

- OSSERVA E SPIEGA CIÒ CHE SUCCEDA **PRIMA** E CIÒ CHE SUCCEDA **DOPO**.

PRIMA





DOPO





PRIMA O DOPO?

► COLORA CIÒ CHE AVVIENE **PRIMA**.



► COLORA CIÒ CHE AVVIENE **DOPO**.




PRIMA - DOPO - INFINE

► COLORA IL CERCHIETTO DENTRO OGNI DISEGNO SECONDO LE INDICAZIONI. POI RACCONTA.

 PRIMA


 DOPO


 INFINE



 PRIMA


 DOPO

 INFINE

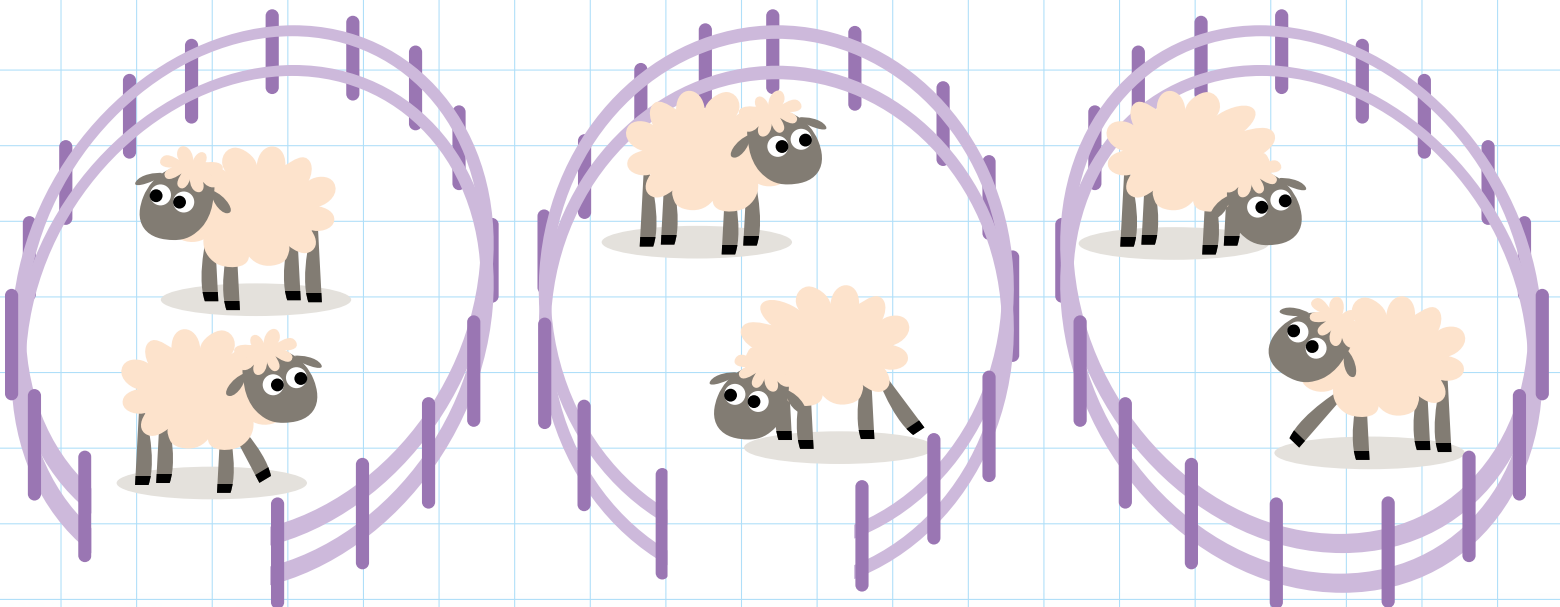


APERTO - CHIUSO

► COLORA SOLO GLI ARMADI **CHIUSI**.




► CHIUDI CON UNA **LINEA VERDE** I RECINTI **APERTI**.




DENTRO - FUORI

- DISEGNA DELLE MELE **DENTRO** IL CESTO E DELLE ARANCE **FUORI**.

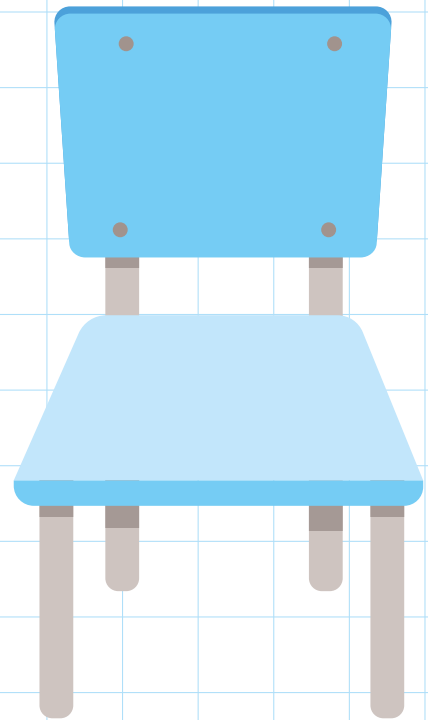
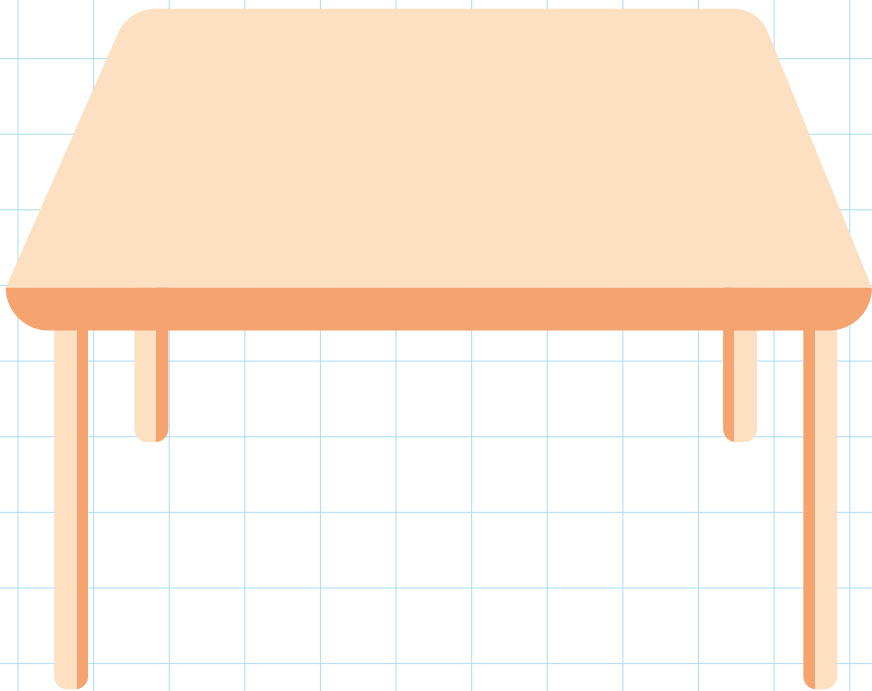


- COLORA IN **ROSSO** LE ROSE CHE SONO **DENTRO** IL VASO E IN **ARANCIO** QUELLE CHE SONO **FUORI**.





SOPRA - SOTTO

- ▶ DISEGNA UN LIBRO **SOPRA** IL BANCO E UNA MATITA **SOTTO** LA SEDIA.



- ▶ COLORA SOLO IL DISEGNO IN CUI IL GATTO **NON È SOPRA** LA POLTRONA MA **SOTTO**.



DAVANTI - DIETRO

- COLORA:
LA LUMACA **DAVANTI** ALLA TARTARUGA;
IL FIORE **DIETRO** IL CESPUGLIO;
IL CONIGLIETTO **DIETRO** LA ROCCIA;
IL FOLLETTO SEDUTO **DAVANTI** AL FUNGO.



VICINO - LONTANO

► CERCHIA L'AUTO **PIÙ VICINA** AL SEMAFORO.




► DISEGNA DEI FIORI **VICINO** ALLA CASA E UN ALBERO **LONTANO** DALLA CASA.




I PERCORSI


- ▶ ACCOMPAGNA L'OCCHETTA GELSOMINA DALLE SUE COMPAGNE E TRACCIA IL PERCORSO.



- ▶ ACCOMPAGNA CODALUNGA A CASA DEI NONNI E TRACCIA IL PERCORSO.




- ▶ ACCOMPAGNA LA COCCINELLA ALLA SUA CASETTA E TRACCIA IL PERCORSO.




DESTRA - SINISTRA

► COLORA DI **BLU** LA **DESTRA** E DI **ROSSO** LA **SINISTRA**.



► DISEGNA: UN ALBERO **A DESTRA** DELLA CASA, UN'AUTO **A SINISTRA** DELLA CASA.



DESTRA - SINISTRA



FACCIAMO COME PINOCCHIO

LEGGE
L'INSEGNANTE

PINOCCHIO SI PETTINA CON LA MANO DESTRA E SI SISTEMA LA CAMICIA CON LA MANO SINISTRA.


SI SOFFIA IL NASO CON LA MANO DESTRA E SI MASSAGGIA IL COLLO CON LA MANO SINISTRA.

TIENE IL FOGLIO CON LA MANO SINISTRA E TRACCIA ALCUNI SCARABOCCHI CON LA MANO DESTRA.


SI ASCIUGA LA FRONTE CON LA MANO DESTRA E LANCIAMO IN ARIA IL FAZZOLETTO CON LA MANO SINISTRA.

GRANDE - PICCOLO


► CERCHIA L'ANIMALE
PIÙ GRANDE.



► CERCHIA L'INSETTO
PIÙ PICCOLO.




► CERCHIA L'ANIMALE **PIÙ GRANDE** DI **ROSSO** E L'ANIMALE
PIÙ PICCOLO DI **VERDE.**




ALTO - BASSO

► COLORA IL GRATTACIELO
PIÙ ALTO.



► COLORA L'ALBERO
PIÙ BASSO.




► CERCHIA IN **BLU** L'ANIMALE CHE VOLA **PIÙ IN BASSO.**




LUNGO - CORTO

- CERCHIA DI **ROSSO** LA GIRAFFA CHE HA IL COLLO **PIÙ LUNGO**
E DI **VERDE** LA GIRAFFA CHE HA IL COLLO **PIÙ CORTO**.







- COLORA IL LOMBRICO **PIÙ LUNGO**.



SONO UGUALI?

► COLORA L'OCCHETTA **UGUALE** A QUELLA CHE VEDI NELLO STAGNO.



► FAI UNA **X** SULLE CASETTE **UGUALI**.





► CHE COSA MANCA AI GATTINI PER ESSERE UGUALI AL PRIMO? CERCHIA LE DIFFERENZE.



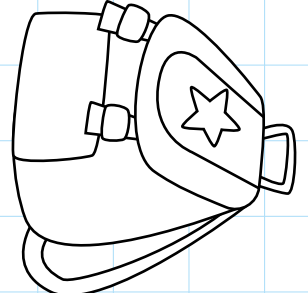




LE DIFFERENZE

► OSSERVA I DISEGNI E SCOPRI LE DIFFERENZE.
SONO 5: SEGNALE CON UNA X.










OCCHIO ALLA POSIZIONE!

► COLORA LE FIGURE CHE SONO NELLA **STESSA POSIZIONE**.




► OSSERVA I DISEGNI E CERCHIA LE OMBRE CORRISPONDENTI.




TUTTI - NESSUNO

► NEL PRATO **TUTTI** I FIORI SONO COLORATI. COLORA TU.




► NEL PRATO **NESSUN** FIORE È ROSSO. COLORA TU.




TANTI - POCHI

► COLORA **TANTI** FIORI.



► COLORA **POCHE** FARFALLE.





QUANTI SONO?


► COLORA TANTI QUADRATINI QUANTE SONO LE LUMACHE.













QUANTI SONO?

- DISEGNA NEL PRATO **2 FORMICHE**.



- DISEGNA NEL PRATO **3 COCCINELLE**.





- DISEGNA NEL PRATO **5 FIORI**.



UNO PER CIASCUNO

► DAI UN PALLONCINO A **CIASCUN** BAMBINO CON UNA FRECCIA.



C'È UN PALLONCINO PER OGNI BAMBINO?



SÌ **NO**

I PALLONCINI SONO DI PIÙ O DI MENO DEI BAMBINI?

DI MENO

DI PIÙ

► DAI UN GELATO AD **OGNI** BAMBINA.



C'È UN GELATO PER OGNI BAMBINA?

SÌ **NO**

I GELATI SONO DI PIÙ O DI MENO DELLE BAMBINE?

DI MENO

DI PIÙ

TANTE FRECCHE PER...

► UNISCI CON UNA FRECCIA **OGNI** CALCIATORE ALLA SUA MAGLIETTA.




CI SONO TANTE MAGLIETTE QUANTI SONO I CALCIATORI?

 SÌ

 NO

► COLLEGA LE MELE A **CIASCUN** BAMBINO.




CI SONO TANTE MELE QUANTI SONO I BAMBINI?

 SÌ

 NO

CHE COSA HANNO IN COMUNE?


► CIRCONDA CON UNA LINEA CHIUSA SOLO I **FRUTTI**.



► CIRCONDA CON UNA LINEA CHIUSA SOLO I **CIBI DOLCI**.







► CIRCONDA CON UNA LINEA CHIUSA GLI **ANIMALI A QUATTRO ZAMPE**.









OCCHIO AI CONTRASSEGNI!

▶ RITAGLIA I CONTRASSEGNI E INCOLLALI AL POSTO GIUSTO.



SCOPRI L'INTRUSO

► INDICA CON UNA **X** L'ELEMENTO CHE NON HA NULLA IN COMUNE CON GLI ALTRI.



INDICE

PREREQUISITI

- | | | | |
|-----------|--------------------------|-----------|---------------------------|
| 2 | A scuola con Fred! | 29 | Davanti - Dietro |
| 4 | Il pesciolino Pallino | 30 | Vicino - Lontano |
| 6 | Il bruco Cesare | 31 | I percorsi |
| 8 | Giochiamo con la storia | 32 | Destra - Sinistra |
| 9 | Tutti in palestra | 33 | Destra - Sinistra |
| 10 | Nuvolette e pioggerella | 34 | Grande - Piccolo |
| 11 | Quante linee! | 35 | Alto - Basso |
| 12 | Giravolte e capriole | 36 | Lungo - Corto |
| 14 | Con Fred al luna park... | 37 | Sono uguali? |
| 15 | ... e in piscina | 38 | Le differenze |
| 16 | Cornicette di frutti | 39 | Occhio alla posizione! |
| 17 | Cornicette di fiori | 40 | Tutti - Nessuno |
| 18 | Cornicette golose | 41 | Tanti - Pochi |
| 19 | Cornicette allegre | 42 | Quanti sono? |
| 20 | A tutto ritmo! | 43 | Quanti sono? |
| 23 | Prima e dopo | 44 | Uno per ciascuno |
| 24 | Prima o dopo? | 45 | Tante frecce per... |
| 25 | Prima - Dopo - Infine | 46 | Che cosa hanno in comune? |
| 26 | Aperto - Chiuso | 47 | Occhio ai contrassegni! |
| 27 | Dentro - Fuori | 48 | Scopri l'intruso |
| 28 | Sopra - Sotto | | |

PER I PRIMI
GIORNI
DI SCUOLA

