


VERIFICHE



per UN ANNO

PROVE STRUTTURATE



- Prove d'ingresso
- Prove intermedie
- Prove di uscita

LE VERIFICHE DI...

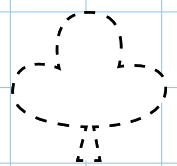
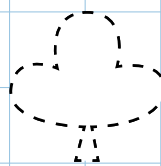
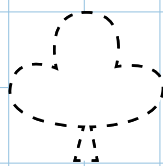
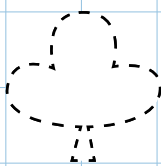
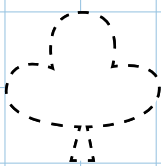
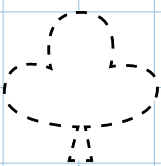
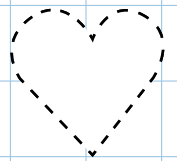

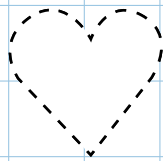
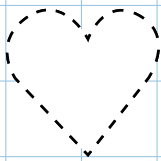
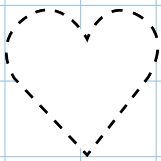
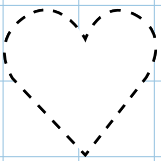
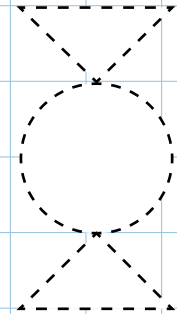
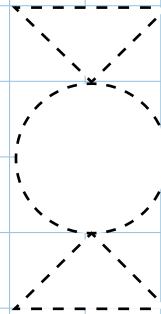
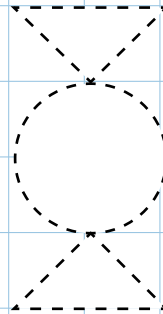
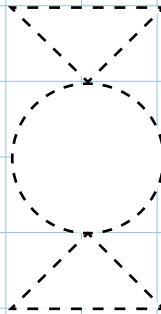
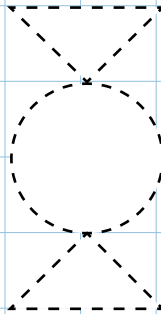
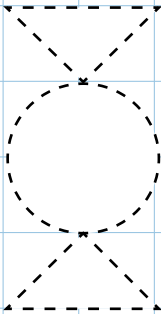
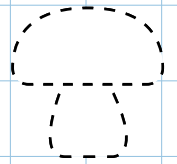
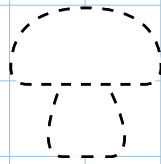
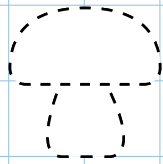
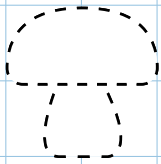
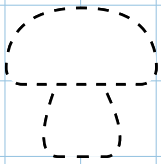
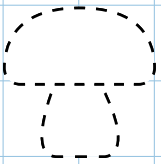
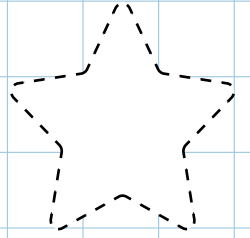
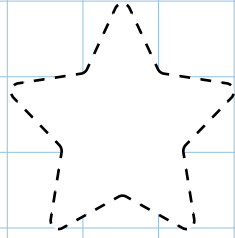
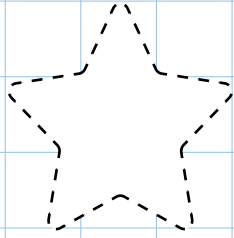
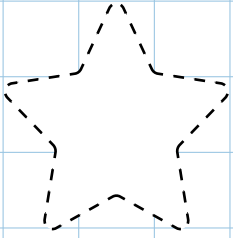
Nome

.....



Classe

1



1 RIPASSA LE LINEE TRATTEGGIATE E COLORA.




1 COLORA LA SCENA CHE VIENE **PRIMA**.



2 COLORA LA SCENA CHE VIENE **DOPO**.



- 1 COLORA LA FARFALLA CHE SI TROVA **SOPRA** LA MARGHERITA E CERCHIA LA FORMICA CHE SI TROVA **SOTTO**.




- 2 COLORA DI GIALLO L'OMBRELLONE CHE SI TROVA **VICINO** AL BAMBINO E DI ROSSO QUELLO CHE SI TROVA **LONTANO**.




- 1 COLORA CHI SI TROVA **DAVANTI** ALLA CASA E CERCHIA CHI SI TROVA **DIETRO**.




- 2 COLORA SOLO GLI ANIMALI CHE SI TROVANO **DENTRO** IL RECINTO E CERCHIA QUELLI **FUORI**.




- 1 AIUTA CAPPUCETTO ROSSO A RAGGIUNGERE LA CASA DELLA NONNA.




- 2 RIUSCIRÀ LA PRINCIPESSA SMEMORINA A RAGGIUNGERE IL CASTELLO? AIUTALA TU TRACCIANDO CON LA MATITA IL PERCORSO.







1 CERCHIA SOLO GLI OGGETTI CHE UTILIZZI A SCUOLA.



2 CANCELLA L'INTRUSO.





1 SEGNA CON UNA X L'ELEMENTO CHE NON VA D'ACCORDO CON GLI ALTRI.







➔ **PER L'INSEGNANTE:** Leggere il testo **"LUCA E TOM"** in Guida.

- 1** ASCOLTA CON ATTENZIONE LA LETTURA DELL'INSEGNANTE, OSSERVA LE ILLUSTRAZIONI E SEGNA CON UNA **X** QUELLA CHE NON C'ENTRA CON LA STORIA. POI COLORA.





➔ **PER L'INSEGNANTE:** Leggere il testo **"ZAMPETTA E GIALLINO"** in Guida.

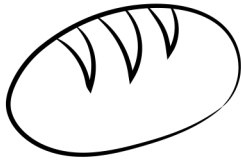
- 1 ASCOLTA CON ATTENZIONE LA LETTURA DELL'INSEGNANTE E SEGNA CON UNA **X** L'ILLUSTRAZIONE CHE NON C'ENTRA CON LA STORIA. POI RACCONTALA.




- 1 OSSERVA LE SCENE E SEGNA CON UNA X L'IMMAGINE GIUSTA PER COMPLETARE LA STORIA.



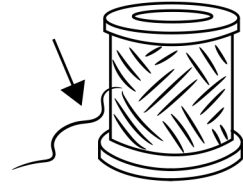
1 COMPLETA LE PAROLE CON LA VOCALE GIUSTA.




P__N__




L__N__




F__L__



P__R__




__P__




R__M__

2 COMPLETA LE PAROLE CON LA CONSONANTE MANCANTE.



SO__E




__AVE



__ATA




__INO



__ARE



__APPO



__ANE



__ANA


3 COLLEGA LA PAROLA AL DISEGNO.

TOPO


PEPE

TAPPO

PIPA



4 COMPLETA LE PAROLE CON LA SILLABA GIUSTA.




____SA



____TA




____LENA




____SCA



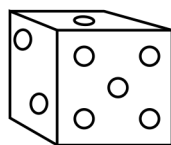
____RENA



____RE




____SCE



____DO



____NA



____LEFONO



____LE




____GILE

1 LEGGI CON ATTENZIONE IL TESTO E COMPLETA IL DISEGNO.

IL PESCE ROSSO

NELLA VASCA NUOTA UN PICCOLO PESCE ROSSO, SI CHIAMA PILÙ.

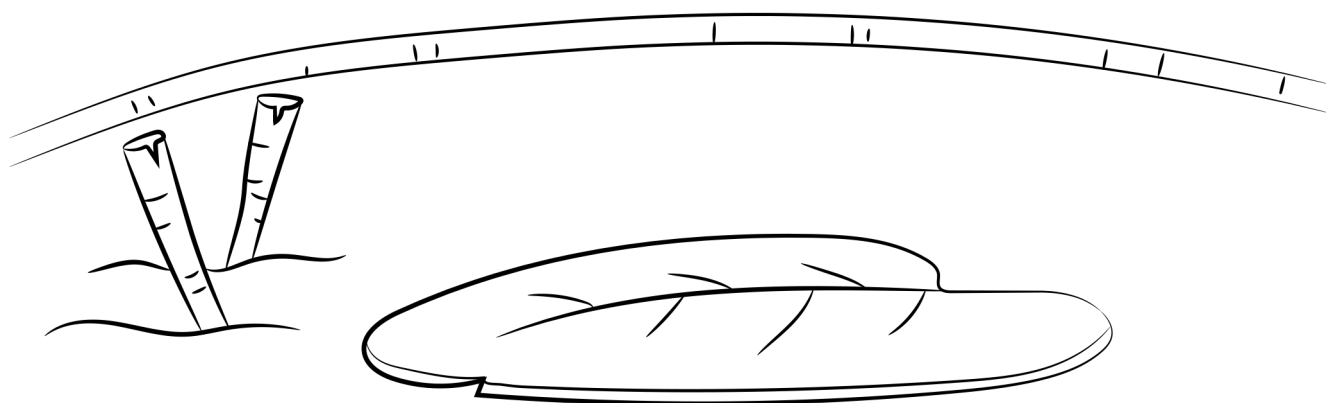
IL PESCIOLINO SALTA, CORRE, VA SU E GIÙ NELLA VASCA E MI SORRIDE.



LA RANA CANTERINA


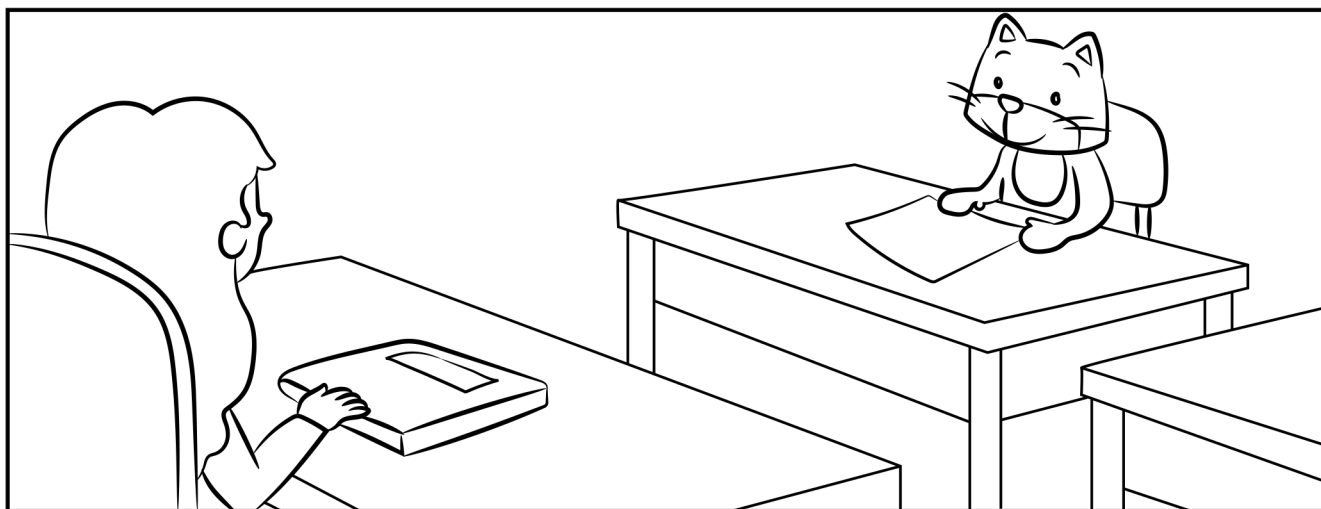


LA RANA ROMINA VIVEVA IN UNO STAGNO INSIEME ALLE SUE AMICHE. A ROMINA PIACEVA MOLTO CANTARE.

QUANDO LA RANA CANTAVA TUTTI LA STAVANO AD ASCOLTARE.



➔ **PER L'INSEGNANTE:** Leggere il testo **"IL GATTO CHE ANDÒ A SCUOLA"** in Guida.

1 DOPO AVER ASCOLTATO LA STORIA, COLORA SOLO LE SCENE CHE SI RIFERISCONO AL RACCONTO.




1 COMPLETA CON LE SILLABE.

ALL'INIZIO	IN MEZZO	ALLA FINE
 ____RO	 NU____LE	 CER____
 ____SO	 BA____NA	 PA____
 ____NO	 PI____TA	 FIO____
 ____TO	 GIRA____LE	 ____NIGLIO
 ____BRO	 SA____ME	 RE____

2 COMPLETA CON MB O MP.




BA____OLA



CA____ANA

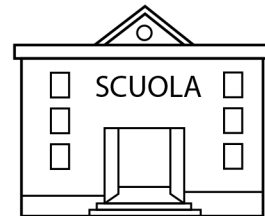






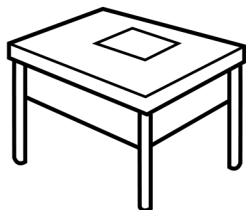


I____UTO

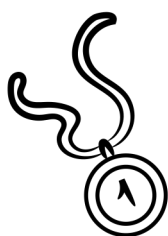


LA____ADA

1 SCRIVI LE PAROLE SOTTO AD OGNI IMMAGINE.




1 SEGNA CON UNA X LA PAROLA CORRETTA.



- MEDALIA
 MEDAGLIA



- PIGNA
 PINIA





- RACCETTA
 RACCHETTA




- MAGHI
 MAGI

1 SCRIVI LE PAROLE CON LE DOPPIE.




2 LEGGI E UNISCI OGNI FRASE ALL'IMMAGINE GIUSTA.





La maestra scrive alla lavagna.

Marina disegna il sole.



Andrea gioca in giardino con gli amici.


L'ape si è posata sul fiore.




1 LEGGI CON ATTENZIONE E DISEGNA LE SCENE MANCANTI.

IL MAIALINO LOLO


La casa del maialino Lolo era piccola ma accogliente. E, quando pioveva, si formava davanti alla casa una pozza perfetta per fare il bagno.




Vicino alla sua casa c'era un'altra piccola casa. Lì viveva la maialina Lala.



Alcune volte la maialina Lala andava a trovare Lolo. Ridevano, chiacchieravano e mangiavano il budino al cioccolato.



Poi uscivano di corsa in cortile, si sedevano nella pozza, si rotolavano e ridevano.



Eveline Hasler

- 1 LEGGI CON ATTENZIONE IL TESTO E METTI IN ORDINE LA STORIA NUMERANDO LE SCENE DA 1 A 3.

UN NASO CORTO CORTO

C'era una volta un piccolo elefante che era nato, poverino, col naso corto corto.

Non riusciva a mangiare: era troppo alto per cogliere l'erba in terra; era troppo basso, invece, per mangiare le foglie degli alberi.

Si mise allora a piangere e a invocare aiuto.




Gli altri animali della foresta sentirono il suo pianto; pensarono di aiutarlo e si riunirono in assemblea.

La volpe propose:

– lo ho un'idea! Leghiamo una corda al naso dell'elefantino, tiriamo tutti insieme e il naso si allungherà.

Così fecero. Tirarono e tirarono e il naso dell'elefantino si allungò fino a diventare una rispettabile proboscide.

Alceo Selvi




POVERI GIOCATTOLI

I giocattoli di Tonino sono stanchi: hanno lavorato tutto il giorno e ora sognano di andare a dormire nel grande cestone.

- Ohi, ohi, che male alle ruote! – si lamenta un'automobilina mezza rotta.
- Ho la testa tutta ammaccata! – esclama la palla rossa.
- Che giornataccia! – sospira il triciclo – Ho sbattuto contro ogni spigolo di questa camera e sono pieno di lividi!

Alla fine Tonino mette tutto in ordine e i giocattoli possono finalmente andare a dormire.

M. G. Bucci, *Mamma, mi leggi?*, La Sorgente



1 RISPONDI VERO (V) O FALSO (F).

I giocattoli di Tonino non sono stanchi.

V F

I giocattoli vogliono dormire nel grande cestone.

V F

L'automobilina ha male alle ruote.

V F

La palla dice che vuol saltare.

V F

Il triciclo è pieno di bolle.

V F

Tonino mette i suoi giocattoli nel cestone.

V F

UNA CHIOCCIOLA

Lungo una strada di campagna, Mauro, Sonia e il nonno vedono una chiocciola che avanza pianissimo, lasciando una striscia di colore argento. Sonia e Mauro guardano il guscio avvolto a spirale e le due piccole antenne sulla testa.

Mauro ne tocca una col dito e l'antenna si ritira. Poi torna fuori. La tocca Sonia e quella di nuovo sparisce.

– Su quelle antenne – dice il nonno – ci sono i suoi occhietti. Perciò li protegge quando glieli toccate. I bimbi stupiti promettono allora di non toccarli più. La chiocciola rimette fuori le antenne e riprende a muoversi piano.

G. Petter, *La luna di nonno perché*, Giunti – Marzocco

1 DOPO AVER LETTO IL TESTO, SEGNA CON UNA **X** LA RISPOSTA GIUSTA.

Chi sono i personaggi della storia?

- Mauro, Sonia e il nonno
- Sonia e Mauro
- il nonno




Quale animale incontrano Mauro, Sonia e il nonno?

- una lucertola
- un uccellino
- una chiocciola


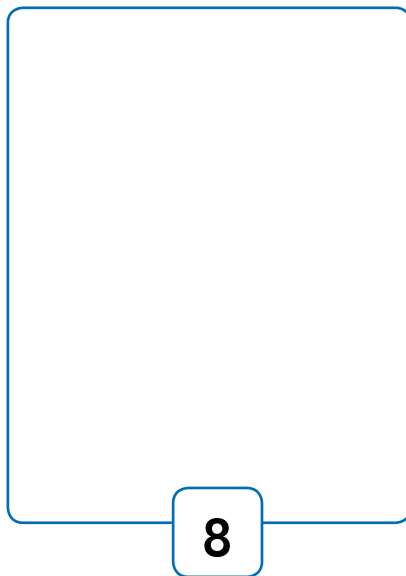
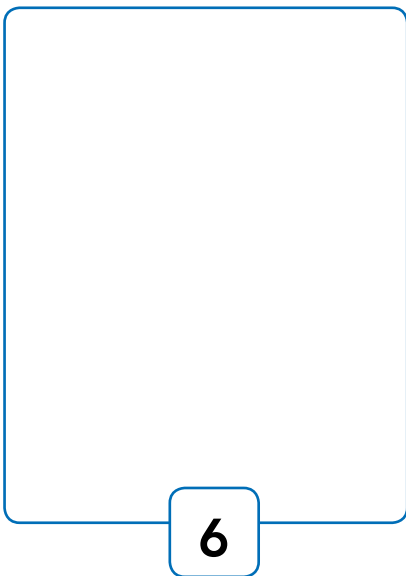
Dove si trovano gli occhi della chiocciola?

- sulla testa
- sulle antenne
- sul guscio




1 CONTA GLI ANIMALI IN OGNI GRUPPO E SCRIVI QUANTI SONO.





2 LEGGI IL NUMERO E DISEGNA LA QUANTITÀ CORRISPONDENTE.



3 QUALE VASO CONTIENE MENO FIORI? SEGNA CON UNA X.



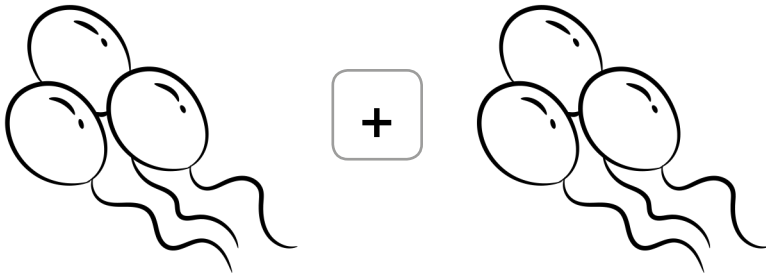
1 IN QUALE RECINTO CI SONO PIÙ ANIMALI?
INDICA CON UNA X.



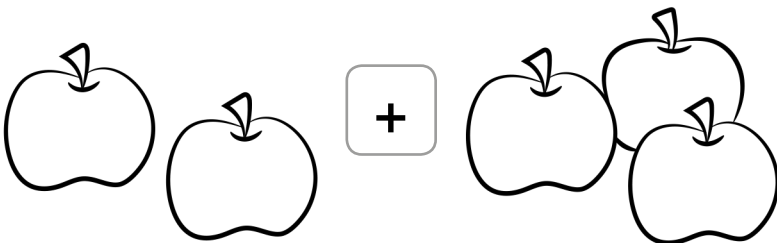
2 QUALI NUMERI MANCANO? COMPLETA LA SERIE.




3 CONTA GLI ELEMENTI ED ESEGUI LE ADDIZIONI.



QUANTI
PALLONCINI?

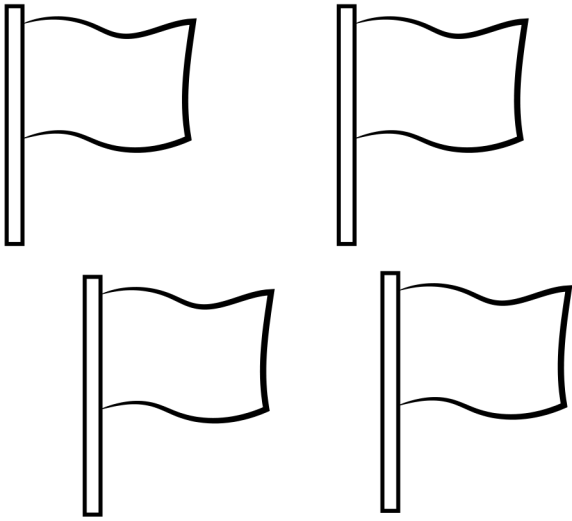


QUANTE
MELE?




QUANTE
FRAGOLE?

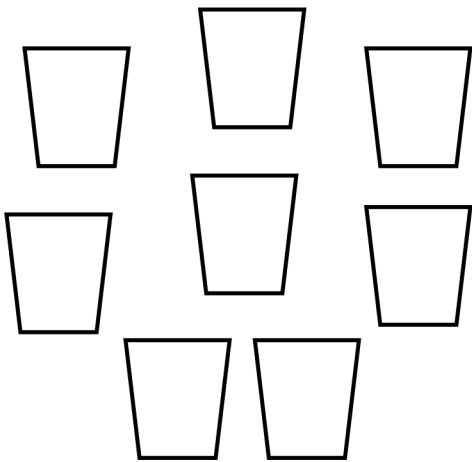
1 COLORA **ALMENO 2** BANDIERINE.




2 **NESSUN** TRENINO È ROSSO. COLORA.




3 COLORA **CIASCUN** BICCHIERE.




4 COLORA **OGNI** BANANA.




5 COLORA **TUTTE** LE PENNE.



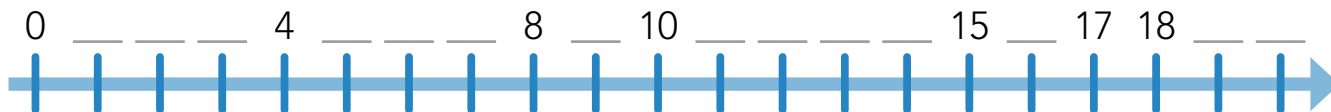
1 CHE COSA MANCA? DISEGNALO TU.




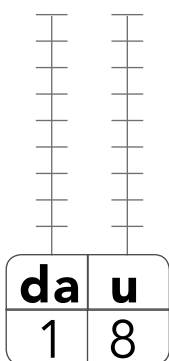

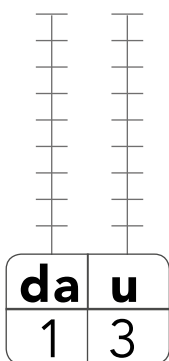
2 SCOVA L'INTRUSO E CANCELLALO CON UNA X.



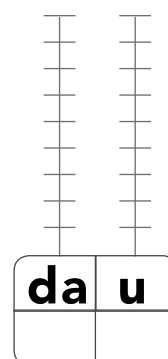

1 COMPLETA LA LINEA CON I NUMERI MANCANTI.



➔ RAPPRESENTA SULL'ABACO IL NUMERO INDICATO E DISEGNA NEL RIQUADRO LA QUANTITÀ CORRISPONDENTE.



2 RAGGRUPPA PER 10 E REGISTRA SULL'ABACO.



1 COLLEGA LA SCOMPOSIZIONE AL NUMERO CORRISPONDENTE.

1 da e 3 u

6 u e 1 da

1 da e 1 u

7 u

2 da

7

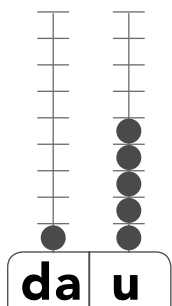
11

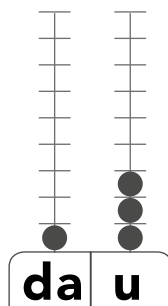
20

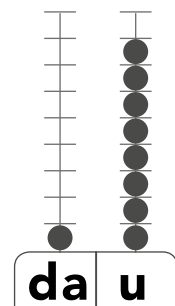
13

16

2 INDICA CON UNA X L'ABACO CHE RAPPRESENTA LA SCOMPOSIZIONE DEL NUMERO 15.







3 CONFRONTA I NUMERI E COMPLETA CON I SEGNI > (MAGGIORE), < (MINORE).

10 15

14 18

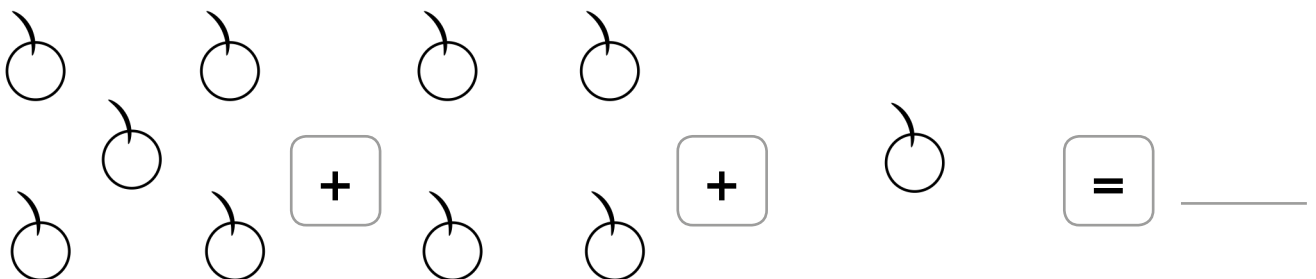
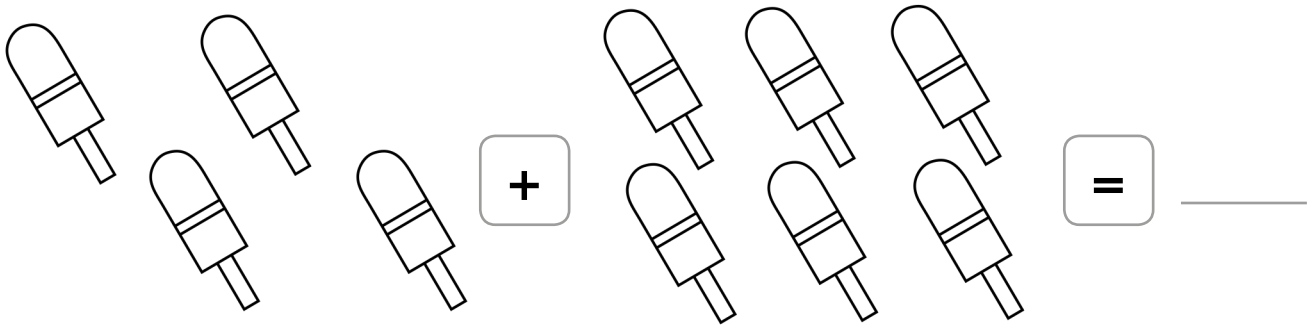

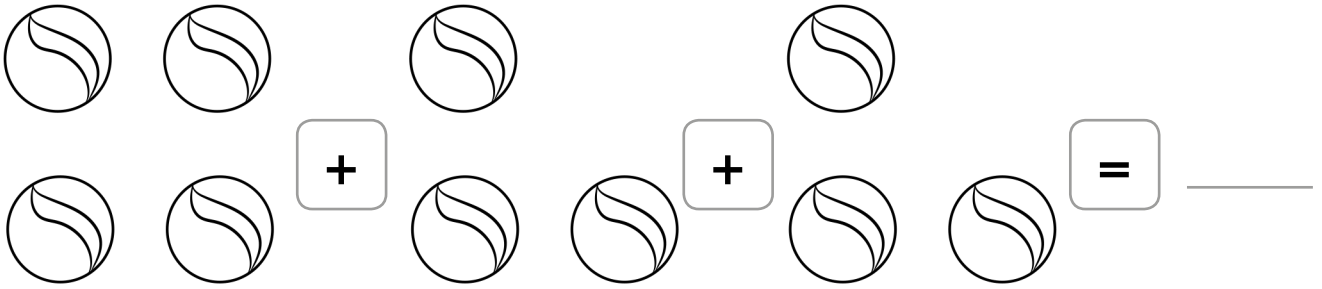
19 16

17 13


11 14

12 18


1 CONTA GLI ELEMENTI ED ESEGUI LE ADDIZIONI.




1 LEGGI L'OPERAZIONE, CANCELLA CON UNA X GLI ELEMENTI DA TOGLIERE E CALCOLA.




$$9 - 4 = \underline{\quad}$$



$$5 - 2 = \underline{\quad}$$



$$10 - 3 = \underline{\quad}$$



$$12 - 2 = \underline{\quad}$$

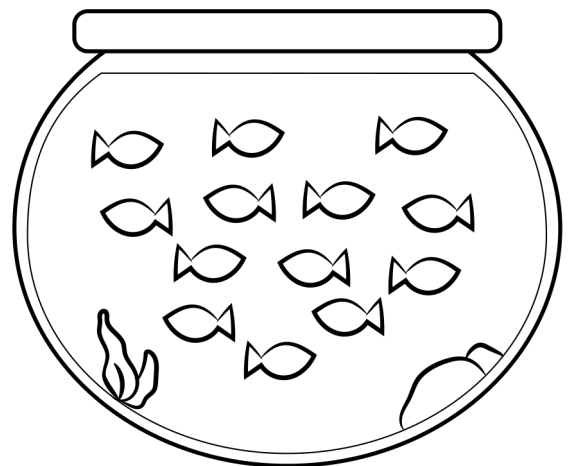
2 LEGGI E RISOLVI IL PROBLEMA.

Nell'acquario ci sono 6 pesci rossi, 4 pesci gialli, 3 pesci blu. Quanti pesci ci sono in tutto nell'acquario?

Pesci rossi = $\underline{\quad}$

Pesci gialli = $\underline{\quad}$

Pesci blu = $\underline{\quad}$




● COLORA I PESCI SECONDO I DATI, CALCOLA E RISPONDI.

OPERAZIONE: $\underline{\quad}$ \square $\underline{\quad}$ \square $\underline{\quad}$ \square $\underline{\quad}$

RISPOSTA: I pesci in tutto sono $\underline{\quad}$

1 LEGGI E RISOLVI IL PROBLEMA.

Nell'astuccio ci sono 18 pastelli. Marco ne perde 6. Quanti pastelli restano nell'astuccio?



Tutti i pastelli = _____

Pastelli persi = _____


● CANCELLA CON UNA X I PASTELLI PERSI DA MARCO ED ESEGUI L'OPERAZIONE.

OPERAZIONE: _____ _____ = _____

RISPOSTA: Nell'astuccio restano _____ pastelli.

2 LEGGI IL PROBLEMA, INDICA CON UNA X L'OPERAZIONE GIUSTA DA ESEGUIRE. POI CALCOLA E RISPONDI.


Flavio ha comprato 12 biglietti della lotteria. Già ne aveva comprati 5. Quanti biglietti in tutto?












OPERAZIONE: $12 + 5 =$ _____ $12 - 5 =$ _____

RISPOSTA: I biglietti in tutto sono _____

1 CHIUDI OGNI GRUPPO DI ANIMALI NEI RECINTI.



2 IN QUALE CASELLA SI TROVA LA STELLA?

A			
B			
C			
	1	2	3

Nella casella _____.